




FORMULIR PERMOHONAN PENGAJUAN DANA
UNIVERSITAS NUSA MANDIRI
JATIWARINGIN

Diminta oleh :

| | | |
|----------------------------|---|---|
| Kampus | UNM Tower Jatiwaringin | Hari/Tgl. Pengajuan |
| Pemohon | Popi Ismayanti | Jumat, 28 Februari 2025 |
| Unit Kerja | Staff Operasional | |
| No. Rekening Bank dan Nama | 2210150598' (BCA) Keisha Azaria Putri Yudira | Hari/Tgl. Diperlukan Senin, 3 Maret 2025 |

| Keterangan Pengajuan Dana | Jumlah |
|--|----------------------|
| Pengajuan Dana Perawatan Lift Bulan Desember 2024 UNM Tower Jatiwaringin Rincian dana : - 2 Unit Lift @Rp.750.000 | Rp. 1.500.000 |
| Total Dana Dibutuhkan | Rp. 1.500.000 |

Terbilang : #Satu Juta Lima Ratus Ribu Rupiah#

| | | |
|---|--|---|
| Menyetujui, Rektor Universitas Nusa Mandiri (Prof. Dr.Ir. Dwiza Riana, S.Si MM, M.Kom, IPU, ASEAN.Eng) Tanggal : | Mengetahui, Kepala BAKU (Dwi Astuti Ratriningsih, M.Kom) | Pemohon, SO UNM Jatiwaringin  (Popi Ismayanti, M.Kom) |
|---|--|---|

Jakarta, 7 Januari 2025

Yth.
Universitas Nusa Mandiri
Jalan Jatiwaringin
Kalimalang

Up : Bagian Keuangan

Hal : Penagihan Perawatan Rutin Lift

Sehubungan telah dilakukan perawatan lift di Universitas Nusa Mandiri sebanyak 2 unit lift, edisi Bulan Desember 2024.

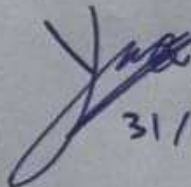
Harga perawatan
@Rp. 750.000 x 2 unit : Rp. 1.500.000
Terbilang : Satu Juta Lima Ratus Ribu Rupiah

Bank Transfer
BCA, No. Rek: 2210150598
a.n: KEISHA AZARIA PUTRI YUDIRA


Hormat Kami,



Eddy



31/1/25



LAPORAN PERAWATAN LIFT ELEVATOR MAINTENANCE REPORT

Name Of Building :

Universitas Nusa Mandiri

Date : 14/12/2024 . 20

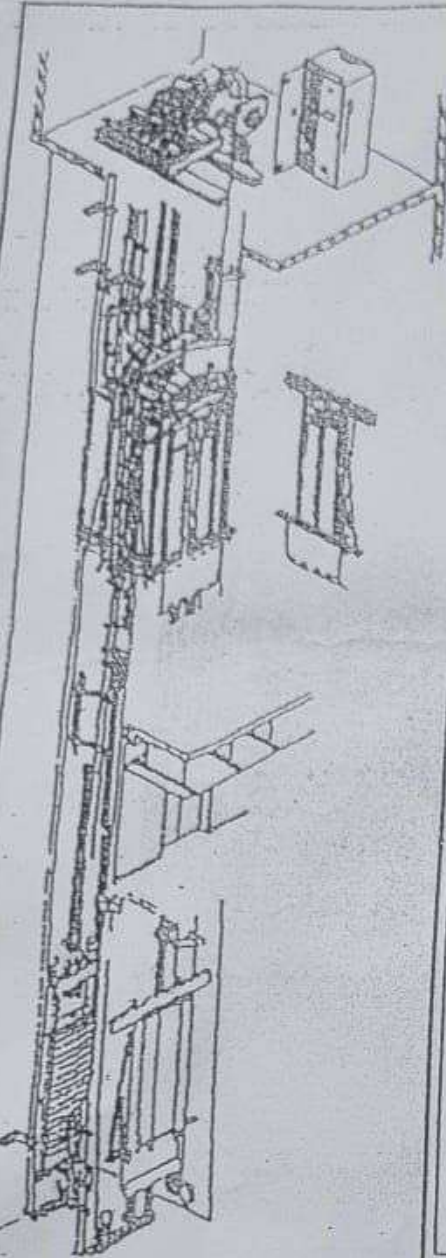
Type of Service : Lift 1

Technician :

Eddy
Kadno

Address :

Jl. Jatuharingin Raya



| Check List | | Remark | Check List | | Remark |
|------------|--------------------------|--------|------------|-------------------------|--------|
| A | Machine Room | ✓ | C | CAR & CWT | |
| | 1 Motor | ✓ | | 1 Frame Car | |
| | 2 Gearbox | | | 2 Frame CWT | |
| | 3 Rubber Pad Mesin | ✓ | | 3 Slending Guide | |
| | 4 Main Sheave | ✓ | | 4 Header Car | |
| | 5 Deflektor Sheave | | | 5 Guide Shoes | ✓ |
| | 6 Sparator Beam | | | 6 Sill Car | ✓ |
| | 7 Panel Controller | ✓ | | 7 Door Operator | ✓ |
| | 8 Wire Rope | ✓ | | 8 Indikator | ✓ |
| | 9 Governor | ✓ | | 9 Sensor System | ✓ |
| | 10 Oli Gearbox | | | 10 Safety Brake / Block | ✓ |
| | 11 Brake | ✓ | | 11 Emergency Exit | |
| B | Holstway | | | 12 Ceiling | Δ |
| | 1 Bracket -Bracket | ✓ | | 13 Fan | Δ |
| | 2 Rail Clip | ✓ | | 14 Oli Guide Rail | ✓ |
| | 3 Dynabold | | | 15 Travelling Cable | ✓ |
| | 4 Guide Rail Car | ✓ | | 16 Over Load System | |
| | 5 Guide Rail Cwt | ✓ | | 17 Push Button Cop | |
| | 6 Landing Device | ✓ | D | PIT | |
| | 7 Door Panel | ✓ | | 1 Buffer Car | ✓ |
| | 8 Guide Shoes | ✓ | | 2 Buffer Cwt | ✓ |
| | 9 Sill Hall | ✓ | | 3 Tension Governor | ✓ |
| | 10 Hall Buttons | ✓ | | 4 Switch system Pit | ✓ |
| | 11 Hall Indikator | ✓ | | 5 Pit Hoistway | |
| | 12 Switch System | ✓ | | | |
| | 13 Door Lock & Interlock | ✓ | | | |
| | 14 Bendera Sensor | ✓ | | | |

Remarks : ✓ Normal Check

Δ Service/Setting

L Lubrikasi

○ Not Use

Note

: check dan membersihkan motor fraction dan kontrol panel
* berfungsi baik.
- check interlock pintu dan semua safety switch
berfungsi baik.

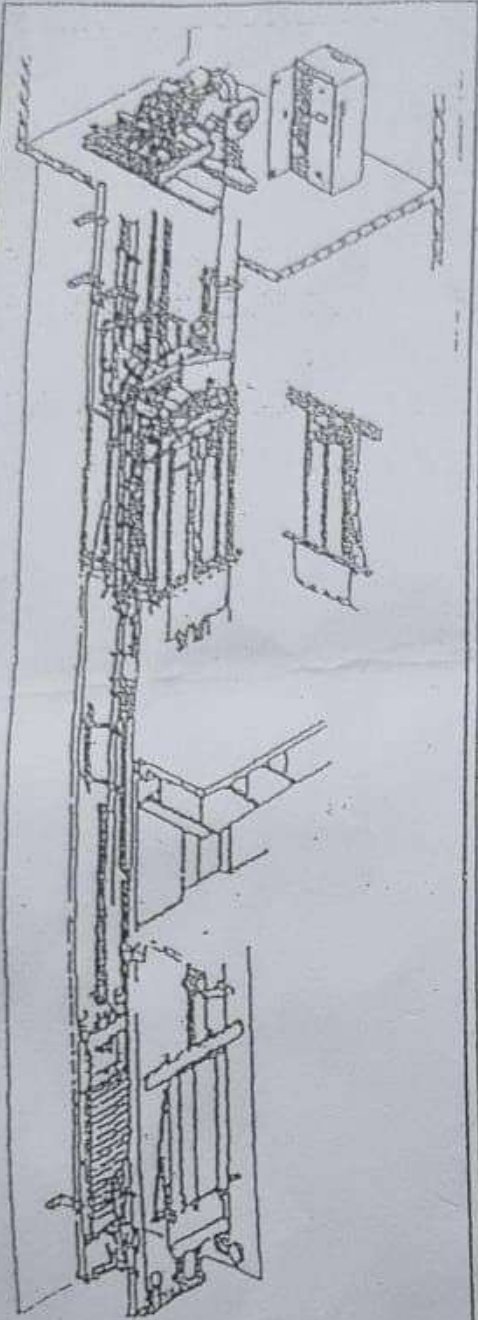
TOMER/ENGINEERING DEPT.

A
agus.

Teknisi

Eddy
Kadno

LAPORAN PERAWATAN LIFT ELEVATOR MAINTENANCE REPORT



Name Of Building : Univ. Nusa Mandiri
 Address : Jabodetabek

Date : 21 Desember 2024
 Type of Service : WPL No. 2
 Technician :
 - KatNO.
 - Edy

| Check List | Remark | Check List | Remark |
|--------------------------|--------|-------------------------|--------|
| A Machine Room | | C CAR & CWT | |
| 1 Motor | ✓ | 1 Frame Car | ✓ |
| 2 Gearbox | - | 2 Frame CWT | ✓ |
| 3 Rubber Pad Mesin | - | 3 Slending Guide | ✓ |
| 4 Main Sheave | ✓ | 4 Header Car | ✓ |
| 5 Deflektor Sheave | ✓ | 5 Guide Shoes | ✓ |
| 6 Sparator Beam | ✓ | 6 Sill Car | ✓ |
| 7 Panel Controller | ✓ | 7 Door Operator | ✓ |
| 8 Wire Rope | ✓ | 8 Indikator | ✓ |
| 9 Governor | ✓ | 9 Sensor System | ✓ |
| 10 Oli Gearbox | ✓ | 10 Safety Brake / Block | ✓ |
| 11 Brake | ✓ | 11 Emergency Exit | ✓ |
| | | 12 Ceiling | ✓ |
| B Hoistway | | 13 Fan | ✓ |
| 1 Bracket -Bracket | ✓ | 14 Oli Guide Rail | ✓ |
| 2 Rail Clip | ✓ | 15 Travelling Cable | ✓ |
| 3 Dynabold | ✓ | 16 Over Load System | ✓ |
| 4 Guide Rail Car | ✓ | 17 Push Button Cop | ✓ |
| 5 Guide Rail Cwt | ✓ | | |
| 6 Landing Device | ✓ | | |
| 7 Door Panel | ✓ | D PIT | |
| 8 Guide Shoes | ✓ | 1 Buffer Car | ✓ |
| 9 Sill Hall | ✓ | 2 Buffer Cwt | ✓ |
| 10 Hall Buttons | ✓ | 3 Tension Governor | ✓ |
| 11 Hall Indikator | ✓ | 4 Switch system Pit | ✓ |
| 12 Switch System | ✓ | 5 Pit Hoistway | ✓ |
| 13 Door Lock & Interlock | ✓ | | |
| 14 Bendera Sensor | ✓ | | |

Remarks :
 ✓ Normal Check
 △ Service/Setting
 L Lubrikasi
 o Not Use

Note
 ✗ persensitan ruang motor dan ruang panel
 ✗ perambatan oli tank pelumas main rail.
 ✗ spring pintu shaft Lt. 2 hampir putus (kang gant spring)
 ✗ door shoe pintu car sudah tipis.

CUSTOMER/ENGINEERING DEPT.

Teknisi

[Handwritten signature]

[Handwritten signature]
 Edy